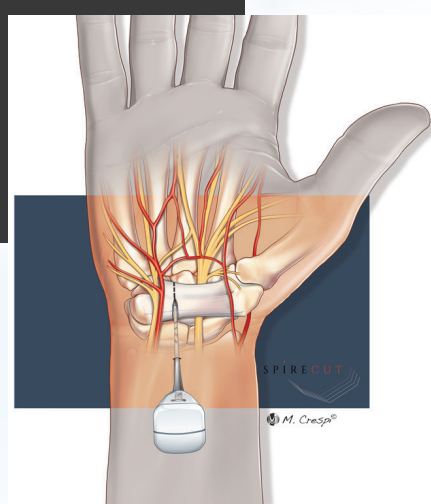
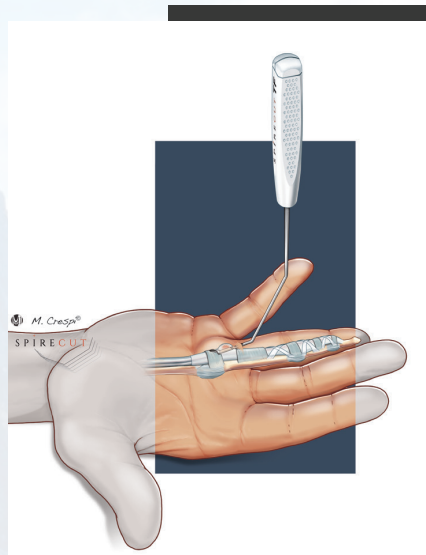


Spirecut's surgical procedure



Carpal Tunnel



Trigger Finger

CONTACT US



+41 26 505 18 38



info@spirecut.com




www.spirecut.com



Route de la Fonderie, 2,
1700 Fribourg, Switzerland

+
S P I R E C U T



**No skin incision &
bilateral surgery possible**

Spirecut is a Swiss company commercializing medical devices for ultrasound-guided hand surgeries. We are committed to advancing minimally invasive surgery and improving patient care.




OUR MISSION

Our mission is to improve the outcome of **trigger finger** and **carpal tunnel syndrome** surgeries.

Spirecut offers patented surgical instruments, called Sono-Instruments®, for percutaneous sono-guided release of carpal tunnel syndrome and trigger finger.

Our technique provides several unique benefits, allowing safe, quick and efficient surgery without any skin incision or resulting scars.

OUR PRODUCTS



Carpal Tunnel Sono-Instrument® (CT)

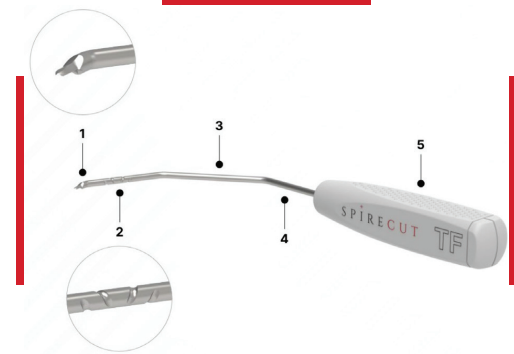
The Carpal Tunnel Sono-Instrument® is a simple and efficient solution to treat carpal tunnel syndrome (percutaneous release of the transverse carpal ligament or flexor retinaculum).

Trigger Finger Sono-Instrument® (TF)

The Sono-Instrument® is a simple and efficient solution to treat trigger finger (percutaneous release of annular pulley(s), in particular the A1 pulley, with or without adjacent ganglion).


- 1: Cutting extremity allowing release in the plane chosen by the surgeon, safe for neighbouring tendons/ nerves/ vessels, with lateral flanges enhancing the echogenicity
- 2: Spiral groove spiral groove facilitating the visualization of the Sono-Instrument® under sonography and providing information about rotatory alignment

- 3: Rod design of the rod, adapted to the anatomy of the adult carpal tunnel (carpal tunnel instrument) or to the flexor digital sheath (trigger finger instrument)
- 4: Rod diameter 1.5mm diameter rod, allowing insertion through the skin by a puncture made by a 14 Gauge IV catheter
- 5: Handle, allowing firm non-slip grip of the Sono-Instrument® and the maintain of its orientation throughout the whole procedure of release



Probe

1.5mm diameter smooth probe, facilitating the dissection and allowing at the end of the procedure to check the completeness of the release



PRODUCTS BENEFITS



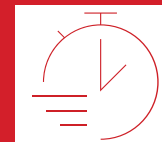
Safe surgery

The procedure requires ultrasound guidance under local anaesthesia.



Percutaneous surgery

Our technique does not require any skin incision, stitches, or dressing. It does not result in any external blood loss.



Quick surgery

The procedure takes a few minutes to complete, and is performed with minimal instrumentation.



Early return to daily activities

After the procedure, patients can resume their daily activities. resume their daily lights activities.